

An Analysis of the Cushing Area Labor Force

Summary Report

for the

Cushing Chamber of Commerce

and

Oklahoma Department of Commerce

David A. Penn and Robert C. Dauffenbach
Center for Economic and Management Research
Michael F. Price College of Business
The University of Oklahoma

February 1998

An Analysis of the Cushing Area Labor Force

Sponsored by the Cushing Chamber of Commerce and the Oklahoma Department of Commerce, this study examines the availability of labor in the Cushing area. Data were collected by telephone interview during October and November of 1997; 511 interviews were completed for this study. The interviews were targeted to specific cities and towns in the Cushing area including Agra, Bristow, Carney, Chandler, Cushing, Davenport, Depew, Drumright, Jennings, Kellyville, Kendrick, Mannford, Maramec, Milfay, Oilton, Pawnee, Ripley, Stroud, Terlton, Tryon, and Yale.

Although the unemployment rate is just 2.6 percent in the three county area (Payne County, Lincoln County, and Creek County) this study demonstrates that a significant pool of labor exists among workers who currently are employed but not fully utilizing their education and skills. Many of these workers are currently looking for improved job situations. These underemployed workers exhibit a variety of occupations and skills. A majority of the underemployed are willing to commute 20 miles or more to a job that pays 10 percent to 15 percent more than current wages.

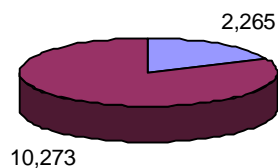
A smaller pool of labor exists among those who are without work but who want to work. These persons include retirees who wish to return to work for a variety of reasons. In general, those who want to work are less skilled and have less education than does the average worker in the area.

Highlights from the study follow. Included are estimates of the total number of workers in the area who are underemployed or who want to work.

Highlights

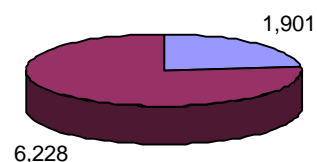
Nearly one out of five workers in the three county area, approximately 2,265 persons, are looking for work that better utilizes their skills and education. Another 1,901 persons who are currently not working want to work.

Estimated Persons Who Are Working



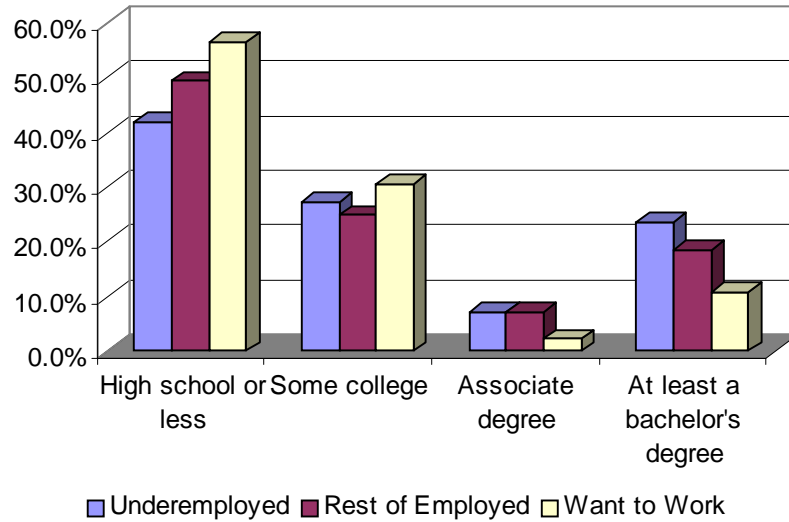
■ Underemployed ■ Rest of Employed

Estimated Persons Who Are Not Working

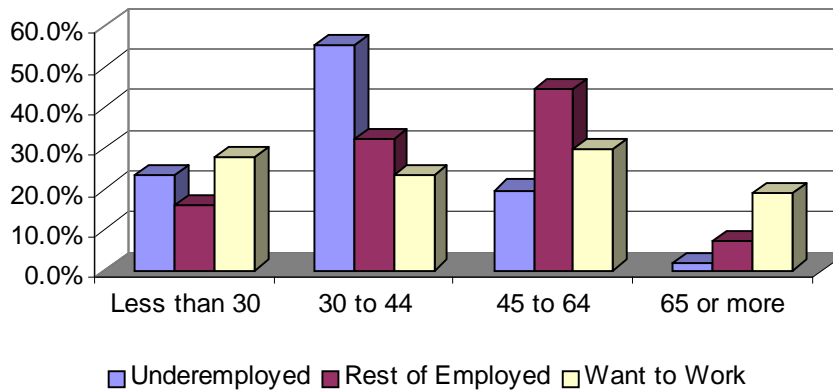


■ Want to work ■ Don't desire work

Underemployed workers have somewhat more college experience than do other workers. Persons who are not working and want to work have much less education.



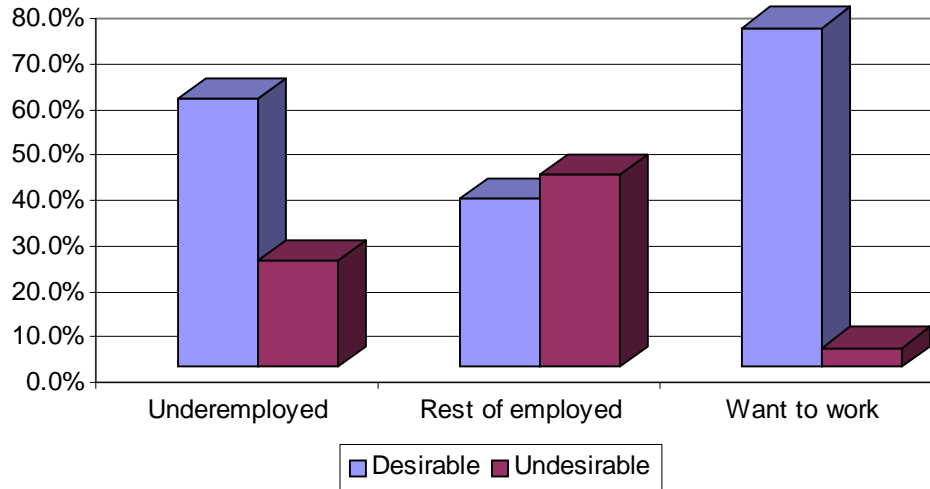
Underemployed workers are younger than other employed persons. Those without a job but who want to work are older.



Males constitute a slight majority among the underemployed, while those who want to work are mostly female.



Most of the underemployed and a vast majority of those who want to work view an employment opportunity that pays from \$8 per hour to \$10 per hour as desirable.



A total of approximately 6,553 persons in the labor force are interested in a job that pays from \$8 hour to \$10 hour, including 1,335 of the underemployed and 1,416 of those who want to work.

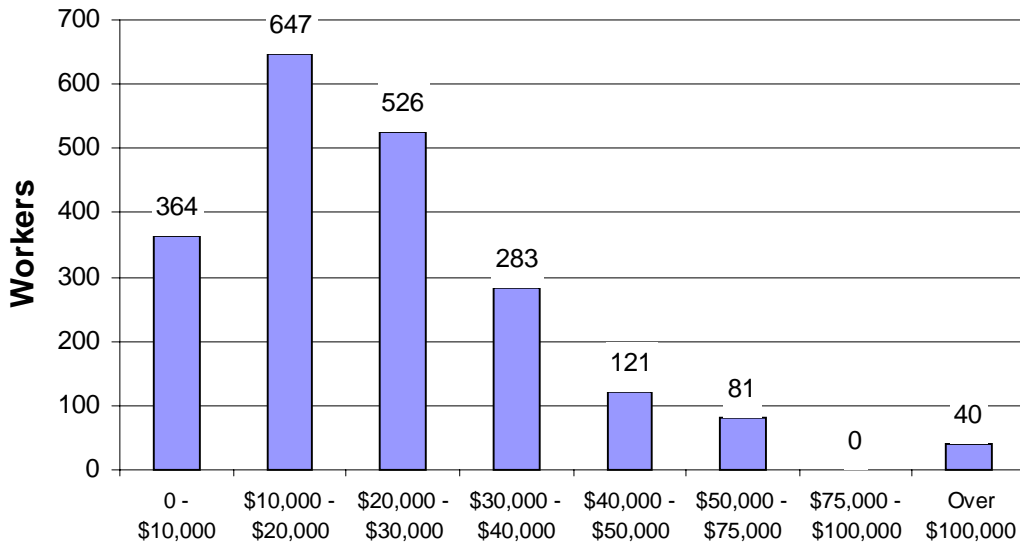
The underemployed work in a variety of occupations and skills, from executives to truck drivers and clerks:

	<u>Estimated Workers</u>	<u>Percent</u>
Executive, Administrative, and Managerial	283	12.5
Professional Specialty	202	8.9
Technicians and Related Support	121	5.3
Sales	121	5.3
Administrative Support, Including Clerical	485	21.4
Service Occupations	202	8.9
Farming, Forestry, and Fishing	121	5.3
Precision Production, Craft, and Repair	324	14.3
Machine Operators, Assemblers, and Inspectors	81	3.6
Transportation and Material Moving	324	14.3

Most of the underemployed have skills they are presently not utilizing. These skills include...



The typical (median) underemployed worker earns between \$20,000 and \$30,000 a year and would change jobs for a pay increase of between 10 percent and 15 percent.



A majority of underemployed workers are willing to commute at least 21 miles to work...

